



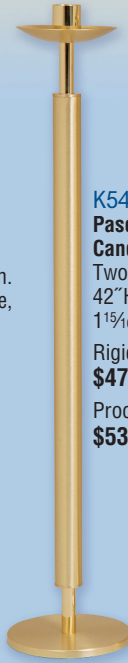
# Paschal & Processional Torches




**K137**  
**Acolyte Candlestick**  
All brass, two-tone satin and bright finish. 24"H., 6" base, 7/8" socket. **\$225.00** ea.



**K171**  
**Paschal Candlestick**  
Satin brass finish. 42"H., 10 1/2" base, 1 15/16" socket.  
Rigid **\$455.00**  
Processional **\$525.00**



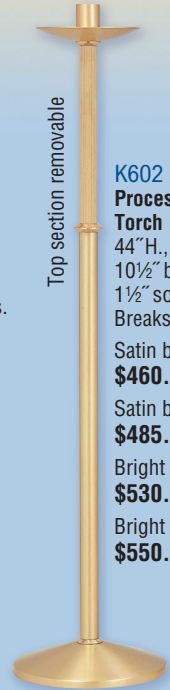
**K540**  
**Paschal Candlestick**  
Two-tone finish. 42"H., 9" base, 1 5/16" socket.  
Rigid **\$475.00**  
Processional **\$535.00**



**K95**  
**Paschal Candlestick**  
Two-tone finish. 42"H., 9" base, 1 15/16" socket.  
Rigid only **\$420.00**



**K558**  
**Paschal Candlestick**  
High polish brass. 44"H., 12" base, 1 15/16" socket. **\$525.00**



Top section removable

**K602**  
**Processional Torch**  
44"H., 10 1/2" base, 1 1/2" socket. Breaks at node.  
Satin brass **\$460.00** ea.  
Satin bronze **\$485.00** ea.  
Bright brass **\$530.00** ea.  
Bright bronze **\$550.00** ea.



**K437**  
**Processional Torch Only**  
Brass, two-tone finish. 3" x 8" glass cylinder. Overall height 48". Oil candle not included; will furnish any size candle socket. **\$260.00** ea.



**K437-B**  
10 1/2" base. Brass, satin finish for above torch. Style K171 (see above) with adapter plug for shaft. **\$195.00** ea.



**K437-G**  
Extra glass **\$21.00**



**K99**  
Brass, two-tone satin and bright finish. 2 1/2" socket. **\$465.00**



**K487**  
High polish brass. 28"H., 12" base, 2 1/2" socket. **\$535.00**

Low Profile 28"

**Solid Brass Low Profile Paschal Candle Holders**

Swivels to level candle.



**K537**  
**Swinging Processional Torch/ Pew End Torch**  
Brass plated with walnut shaft. Overall height 5'. 3" x 8" glass globe included. 10 hour votive glass holder. Torch always remains in upright position no matter what angle you hold the shaft. **\$175.00** ea.



**K237**  
**Processional Torches**  
Brass, two-tone satin and bright finish. 40"H., 7/8" sockets, 5 1/2" bobèche. **\$190.00** ea.



**K237B**  
9" base with plug. **\$180.00** ea.



**K11**  
**Cross and Torch Holder**  
Stainless steel, extends 4" from wall. **\$40.00**



**K538**  
**Permanent Torch Pew Bracket**  
Bright brass plated. 3"H. x 2 3/4"W., extends out 1 1/4" from pew. **\$32.00**

**K536-2**  
**Torch Stand**  
Steel base and tube with nylon insert, satin brasstone. Fits 1" shaft. 11"H., 10" sq. base, wt. 15 lbs. **\$145.00**